












For the explantation of our plates, normally only one screwdriver is needed. In most cases, this has a standardised hexagon socket. Please refer to the table for the respective size. Details on the screwdrivers can be found at the end of the list.

Wrench size Connection		1,5	2,0	2,5-S	2,5	T8	T10	Cross
								
Fore foot								
Metatarsophalangeal joint locking plate, mono-axial		✓	✓					
VALGUS foot locking plate, polyaxial, with compression, straight			✓			✓		
VALGUS T-foot locking plate, polyaxial, with compression,			✓			✓		
KOM foot locking plate, for 1st MTP joint, short, polyaxial						✓		
Fore and middle foot								
SIMPLIUS foot plate, small, straight, standard								✓
SIMPLIUS T-foot locking plate, polyaxial, with compression			✓					
Foot locking plate, straight, polyaxial			✓			✓		
L-foot locking plate, polyaxial			✓			✓		



For the explanation of our plates, normally only one screwdriver is needed. In most cases, this has a standardised hexagon socket. Please refer to the table for the respective size. Details on the screwdrivers can be found at the end of the list.

Wrench size Connection		1,5	2,0	2,5-S	2,5	T8	T10	Cross
Fore and middle foot								
T-foot locking plate, polyaxial			✓			✓		
Mini One-quarter tubular plate, with round holes, standard					✓			
Middle foot adapting plate, straight, with DC-holes, standard			✓			✓		
NAVICULARE foot locking plate, polyaxial		✓						
CUBOID foot locking plate, slim, polyaxial		✓						
R-LOCK locking plate, slim, polyaxial			✓			✓		
T-locking plate, without distance, polyaxial			✓			✓		
Fore, middle and hind foot								
DRACO locking plate, polyaxial			✓			✓		










For the explanation of our plates, normally only one screwdriver is needed. In most cases, this has a standardised hexagon socket. Please refer to the table for the respective size. Details on the screwdrivers can be found at the end of the list.

Wrench size Connection		1,5	2,0	2,5-S	2,5	T8	T10	Cross
Fore, middle and hind foot								
CUBOID foot locking plate, solid, polyaxial			✓			✓		
H-foot locking plate, long, polyaxial			✓			✓		
H-foot locking plate, polyaxial			✓			✓		
R-LOCK locking plate, solid, polyaxial				✓			✓	
Middle and hind foot								
LAPIDUS T-foot locking plate, plantar, polyaxial				✓			✓	
LISFRANC fusion locking plate, solid & small, TMT 2/ Cuneiformia, polyaxial						✓		
LISFRANC fusion locking plate, solid & small, TMT 2/3, polyaxial						✓		
LISFRANC fusion locking plate, solid & small, TMT 4/5, polyaxial						✓		





For the explantation of our plates, normally only one screwdriver is needed. In most cases, this has a standardised hexagon socket. Please refer to the table for the respective size. Details on the screwdrivers can be found at the end of the list.

Wrench size Connection		1,5	2,0	2,5-S	2,5	T8	T10	Cross
								
Hind foot								
GRADUS osteotomy hind foot locking plate, polyaxial				✓			✓	
RIMBUS locking plate, polyaxial				✓				

WS Co	Code N°	Description
1,5	750.102036	 <p>Hexagon screw driver, for screws D 2.0 mm, with handle and holding sleeve</p>
2,0	750.102005	 <p>Hexagon screw driver, for screws D 2.5 mm, with handle</p>
2,5-S	750.102001	 <p>Hexagon screw driver, for screws D 2.5 mm, with handle, self-holding</p>
2,5	750.102037	 <p>Hexagon screw driver, for screws D 2.7 mm, with handle and holding sleeve</p>
Cross	750.102038	 <p>Hexagon screw driver, for screws D 2.7 mm, with handle and holding sleeve</p>

WS = Wrench size | Co = Connection



WS Co	Code N°	Description
T8	750.112029 + 750.109106	 Screw driver-insert, connection T8, L 100 mm, self-holding, for quick coupling and Silicone handle, with quick coupling
T10	750.112033 + 750.109106	 Screw driver-insert, connection T10, L 100 mm, self-holding, for quick coupling and Silicone handle, with quick coupling

WS = Wrench size | Co = Connection

For more informations please connect our responsible sales representatives or our back office:

International: INTERCUS GmbH | Zu den Pfarreichen 5
07422 Bad Blankenburg | GERMANY

Phone: +49 36741 588-0
Fax: +49 36741 588-285
e-mail: info@intercus.de



National: INTERCUS Vertriebs GmbH | Rudolstädter Straße 15 | 07422 Bad Blankenburg
Tel.: +49 36741 586265 | Fax: 586469 | E-Mail: info@intercus-vertrieb.de

International: INTERCUS GmbH | Zu den Pfarreichen 5 | 07422 Bad Blankenburg
Tel.: +49 36741 588-0 | Fax: 588-285 | E-Mail: info@intercus.de | GERMANY

www.intercus.de